


# Duck Bag

Keeping soiled instruments moist

- Instrument humidity pack
- For transport prior to instrument reprocessing
- Pre moistened – ready for immediate use
- 4-Zyme sachet included - works at room temperature
- Heat sealed bag is easy to use & single use
- Available in 3 sizes:
  - Half DIN 420mm (16.5”) wide x 470mm (18.5”) deep
  - Full DIN 400mm (15.7”) wide x 780mm (30.7”) deep
  - Super Size 600mm (23.6”) wide x 1000mm (39.3”) deep



The pre moistened Medisafe Duck Bag™ prevents soiled instruments from drying during transportation from point of use to CSSD. Place your soiled instruments and tray inside the see-through Duck Bag and seal to maintain a humid environment.

National/International guidelines and instrument manufacturers recommend that the reprocessing of soiled instruments begin within 30 minutes of end of use to ensure that soil, especially blood, does not dry on the surface of used instruments.

**The HTM 01-01 highlights the importance of keeping instruments moist between use and reprocessing:**

*“Prions are hydrophobic proteins. The attachment of hydrophobic proteins to surfaces becomes less reversible if they are allowed to dry fully. Keeping the environment around soiled instruments at or near saturation humidities (moist) prevents full attachment of hydrophobic proteins such that they are more efficiently removed by cleaning”.*

HTM 01-01, Part A, Page 21

**Order details:**    M20350 - Half Din    M20358 - Full Din    M20359 - Super-Size





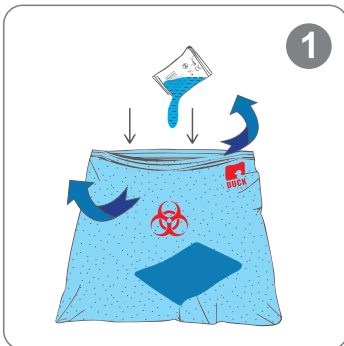
# Duck Bag

Keeping soiled instruments moist

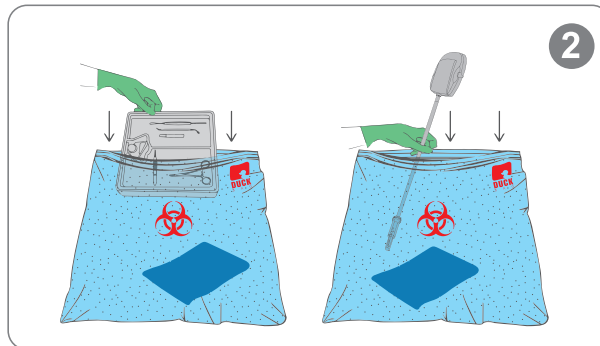


<b>Name:</b>	Duck Bag
<b>Classification:</b>	CE marked Class 1
<b>Ingredients</b>	pH neutral aqueous solution of protease HT and protease LT, lipase and amylase enzymes with corrosion inhibitor and surfactants
<b>Storage condition</b>	between 2°C and 38°C (35.6°F - 100.40°F )
<b>pH</b>	7.5-8.2
<b>Shelf life</b>	Up to 2 years - applies only to detergent
<b>Packaging:</b>	50 bags per box

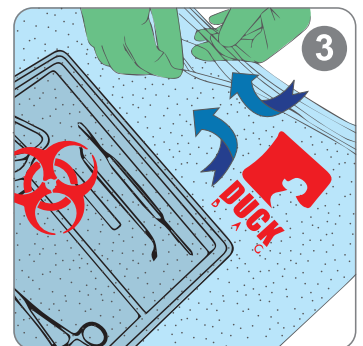
## Instruction for use Medisafe Duck Bag™



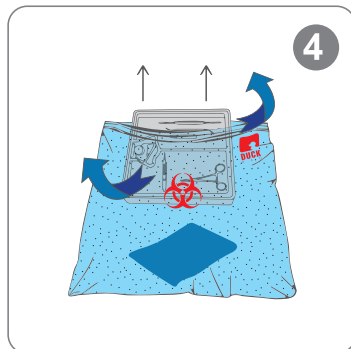
1. Empty contents of 4-Zyme sachet into Duck Bag™



2. Place instruments and tray into Duck Bag™



3. Close seal to ensure humid environment during transport and storage



4. Remove instruments before reprocessing



5. Discard used Duck Bag™ and reprocess instruments according to manufacturer's instructions for use