



Point Of Use Preparation  
Point Of Use  
Instrument Prep  
Instrument Pre Soak  
Point Of Use

Medisafe®

# Distal Duck Tip Soaker

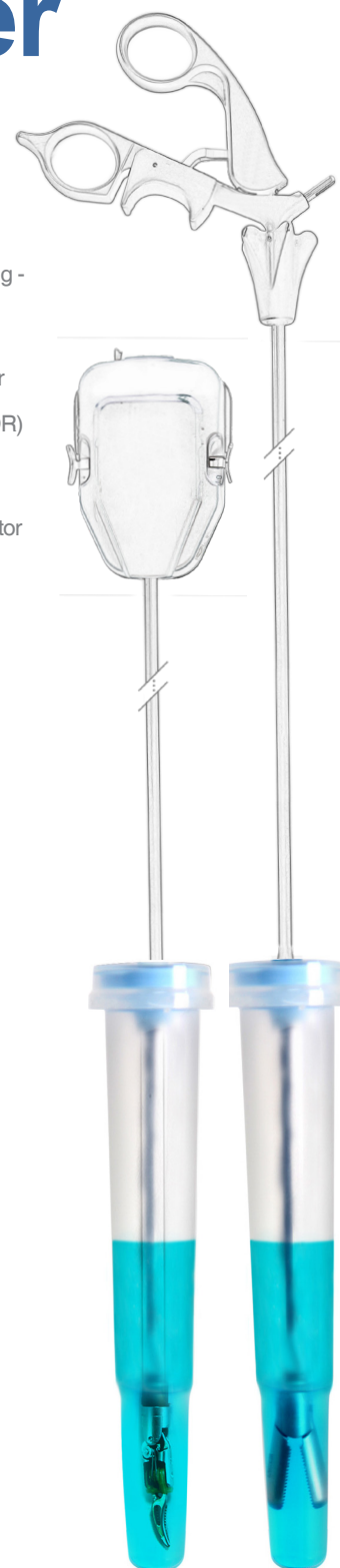
Keeping complex instruments moist after use



- Retains moisture around distal tips for easy cleaning - enzyme soaks distal tip
- Recommended by leading manufacturer's IFU's for keeping instruments moist between point of use (OR) and reprocessing (CSSD).
- Safe - Duck vial is also instrument / distal tip protector
- Suitable for all instruments\*
- 4 Active Enzymes - works at room temperature
- pH Neutral - non-corrosive
- Safe, quick and convenient use
- No more pre-soaking in CSSD

\*Check with instrument manufacturer's IFU's

As recommended by leading surgical instrument manufacturers, keeping instruments moist immediately after use is a critical first step to effective "point of use preparation", safe transport and subsequent decontamination.



## 6.4 Containment (ST79:2010 / A2:2011)

Immediately after use, items should be kept moist.  
Rationale: Containment minimizes the possibility of airborne or contact spread of microorganisms.  
Keeping items moist prevents soil from drying on device surfaces and facilitates the decontamination process.

**7.3 Presoaking** Presoaking with a specialized product (e.g., an enzymatic solution) is generally recommended. Presoaking should begin as soon as possible after an instrument is used. Rationale: Presoaking instruments moistens and loosens the soil, thus making the cleaning step more efficient.

**HTM 01-01, Part A & D** "Reducing the time from close of procedure to reprocessing. Prions are easier to remove if they have not dried on the surface of an instrument. To enable efficient prion removal, theatre and SSD staff should ensure that instruments are transported to the SSD immediately after the close of the procedure, for cleaning and reprocessing as soon as practically possible. This will make the cleaning process more effective, hence reducing the risks to the patients and staff handling the devices. If devices cannot be returned in a timely manner, it is important that the instruments are kept moist using appropriate methods approved and verified by the SSD"


**EN ISO 15883-2: 2009** "The efficacy of disinfection can be impaired if soil removal is incomplete before the start of the disinfection process. Users should be aware that some medical devices might require pre-treatment"

Order details:

Distal Tip Soaker

M20413

250 Vials per box





Point Of Use Preparation  
Point Of Use  
Instrument Prep  
Instrument Pre Soak  
Point Of Use

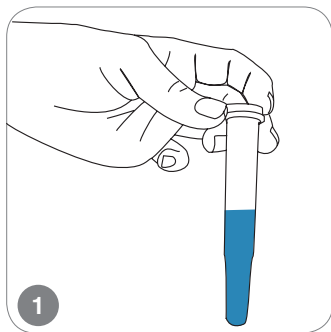
# Distal Duck Tip Soaker

Keeping complex instruments moist after use



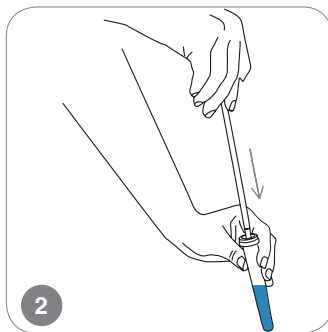
<b>Name:</b>	Distal Duck Tip Soaker
<b>Classification:</b>	CE marked Class 1
<b>Ingredients</b>	pH neutral aqueous solution of proteases, lipase and amylase enzymes with corrosion inhibitor, preservatives and surfactants
<b>Latex free</b>	Yes
<b>Storage condition</b>	between 2°C and 38°C (35.6°F - 100.40°F)
<b>pH</b>	7.5-8.2
<b>Shelf life</b>	Up to 2 years
<b>Packaging:</b>	250 vials per box

## Instructions For Use Distal Duck Tip Soaker



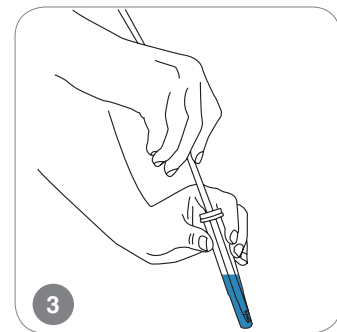
1

Ready



2

Insert



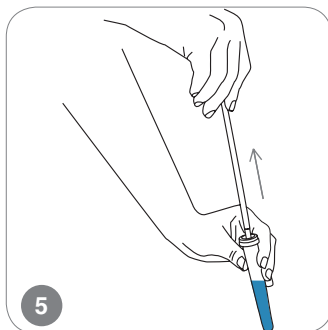
3

Soak



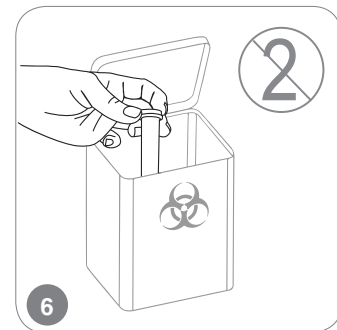
4

Transport



5

Remove



6

Discard